



SHIFTING THE LIMITS

# MANUAL WELDING

/ Product Guide



**Fronius Welding Technology  
Now Available from  
Fronius UK, Milton Keynes**

# EXPERT KNOWLEDGE

/ Making it our personal business to work out the best solution for you



## APPLICATION SUPPORT

/ Maximise the use of your Fronius equipment

/ Submit parts for trial welding to determine best processes

/ Expert advice from highly qualified personnel

## TRAINING

/ Thorough product training

/ Basic to advanced welder training

/ Service and application training

/ Variety of systems training



## AFTER-SALES SUPPORT

/ In house repair centre and call out technicians

/ Comprehensive service package

/ Fronius service technicians available on-site for installation and troubleshooting

## Contents

### MIG/MAG

MIG/MAG Welding Machines	4
MIG/MAG Accessories	9
MIG/MAG Torches	13

### TIG

TIG Welding Machines	18
TIG Torches	23
TIG Accessories	25

### MMA

MMA Welding Machines	29
MMA Accessories	30

### Plasma

Plasma Welding	33
----------------	----

### Protective Equipment

Fronius Protective Equipment	35
------------------------------	----



The TransSteel 3500/5000 and now the 3500 compact version embody an intelligent industrial design, tremendous ease of handling, rugged construction and long service life. This digitally controlled MIG/MAG welding system comes with Steel Transfer Technology to give you optimum steel welding characteristics.

### TransSteel 3500 / 5000

The TransSteel is a rugged and reliable partner that stands out for its intelligent appliance design and ease of operation. Digitally controlled and primed with the expert knowledge package, "Steel Transfer Technology," specifically put together for the steel market, the TransSteel ensures the very greatest precision in the welding process.

#### Processes

MIG/MAG welding  
Electrode welding

#### Recommended base materials

Steel



### TransSteel 3500c



#### Processes

MIG/MAG welding  
Electrode welding



The Compact version of the TransSteel 3500 comes fitted out with all the details that make life easier for structural steel fabricators. As a space-saving yet powerful version of the TransSteel series, the Compact model is of particular interest to workshop operations. Its integrated wirefeeder is another feature making the TransSteel 3500 Compact a good-value option for operations with more limited resources.

### TransSynergic 4000 / 4000 C / 5000 / 5000 C

The fully digitised and microprocessor-controlled MIG/MAG power source for short circuit arcs and spray arcs enables the best weld properties in every respect, and reproducible results time and time again.

#### Processes

MIG/MAG welding, Mig-brazing, TIG-DC (C-version), Manual electrode (MMA) welding (C-version), Arc air gouging (TS 5000 C)

#### Recommended Base Materials

Constructional steels, Coated constructional steels, Ferritic / austenitic CrNi steels, Duplex-steels, Nickel-based materials, Aluminium materials



	TransSteel 3500	TransSteel 5000
Dimensions (HxWxLmm)	497x300x747	497x300x747
Weight	28.2 kg	32.5 kg
Mains Frequency	50-60Hz	50-60Hz
Mains Fuse	35A	35A
Protection Class	IP23	IP23
Test Mark	CE / CS OCSA / S	CE / S
Open-circuit Voltage	60V	65V
Mains Voltage (+/-10%)	3 x 380V / 400V / 460V	3 x 400V / 460V
Operating Voltage	14.5 - 38.8V	14.5 - 39.5V
Welding Current / Duty Cycle (10min/40C)	250A / 100%	360A / 100%
Welding Current / Duty Cycle (10min/40C)	350A / 40%	500A / 40%
Min-max. welding current	10A - 350A	10A - 500A

	4000	4000 MV	5000	5000 MW
Dimensions (HxWxLmm)	475x290x625	475x290x625	475x290x625	475x290x625
Weight	35.2 kg	35.2 kg	35.6 kg	35.6 kg
Mains Frequency	50-60Hz	50-60Hz	50-60Hz	50-60Hz
Mains Fuse	35A	63A/38A	35A	63A/35A
Protection Class	IP23	IP23	IP23	IP23
Open-circuit Voltage	70V	80V	70V	80V
Mains Voltage (+/-10%)	3 x 400V	3 x 200 - 240V / 3 x 380 - 460V	3 x 400V	3 x 200 - 240V / 3 x 380 - 460V
Operating Voltage	14.2 - 34V	14.2 - 34V	14.2 - 39V	14.2 - 39V
Welding Current / Duty Cycle (10min/40C)	320A / 100%	280A / 100%	360A / 100%	320A / 100%
	365A / 60%	365A / 60%	450A / 60%	450A / 60%
	400A / 50%	400A / 50%	500A / 40%	500A / 40%
Min-max. welding current	3A - 400A	3A - 400A	3A - 500A	3A - 500A

## TPS 2700 / 2700 TIG / 2700 Duo / 2700 Duo TIG



The TransPuls Synergic 2700 for short circuit, spray and pulsed arcs is a fully digitised and microprocessor-controlled MIG/MAG power source with an output of 270 A. The power source gives the best weld properties in every respect, and reproducible results time and time again. The integral wire-feed unit guarantees portable use on construction sites, in workshops and for maintenance and repair activities.

### Recommended Base Materials

Constructional steels, Coated constructional steels  
Ferritic / austenitic CrNi steels, Duplex-steels, Nickel-based materials, Aluminium materials, Special materials

### Processes

MIG/MAG welding, MIG/MAG impulsed arc welding, MIG brazing, TIG-DC, Manual electrode (MMA) welding

## TPS 3200 / 4000 / 5000

Pulse welding with up to 500 A, highest precision, exact reproducibility and best weld properties, anytime, anywhere. The multiprocess power source is suitable for MIG/MAG, TIG and electrode welding, as well as manual or robotic applications.

### Recommended base materials

Constructional steels, Coated constructional steels, Ferritic / austenitic CrNi steels, Duplex-steels, Nickel-based materials, Aluminium materials, Special materials, Copper materials (TPS 5000), Magnesium materials (TPS 5000)

### Processes

MIG welding, MIG pulsed arc welding, MIG brazing, TIG-DC, Manual electrode welding, Arc air gouging (TPS 5000)



	TPS 2700 4R/Z	TPS 2700 MV/4R/Z
Dimensions (HxWxLmm)	480x290x625	480x290x625
Weight	27.5 kg	27.5kg
Mains Frequency	50-60Hz	50-60Hz
Mains Fuse	16A	25A/15A
Protection Class	IP23	IP23
Open-circuit Voltage	50V	50V
Mains Voltage (+/-10%)	3 x 400V	3 x 200 - 240V / 3 x 380 - 460V
Operating Voltage	14.2 - 27.5V	14.2 - 27.5V
Welding Current / Duty Cycle (10min/40C)	170A / 100%	170A / 100%
Welding Current / Duty Cycle (10min/40C)	210A / 60%	210A / 60%
Welding Current / Duty Cycle (10min/40C)	270A / 40%	270A / 40%
Min-max. welding current	3A - 270A	3A - 270A

	TPS 3200	TPS 3200 MV
Dimensions (HxWxLmm)	475x290x625	475x290x625
Weight	34.6 kg	34.6 kg
Mains Frequency	50-60Hz	50-60Hz
Mains Fuse	35A	35A/35A
Protection Class	IP23	IP23
Open-circuit Voltage	65V	80V
Mains Voltage (+/-10%)	3 x 400V	3 x 200 - 240V / 3 x 380 - 460V
Operating Voltage	14.2 - 30V	14.2 - 30V
Welding Current / Duty Cycle (10min/40C)	220A / 100%	220A / 100%
	260A / 60%	260A / 60%
	320A / 40%	320A / 40C
Min-max. Welding current	3A - 320A	3A - 320A

## TPS 2700 ALU EDITION

During welding, aluminium's pronounced thermal conductivity and its oxide layer repeatedly lead to problems that impair the quality of the seam. Fronius have developed appropriate solutions, including the first-ever power source to be "tailor-made" for aluminium applications.

The Alu-Edition is based on the fully digitised TPS 2700 MIG/MAG power source, and comes with a bundle of extra functions and accessories for aluminium, including the "Alu-SynchroPulse" function, which superimposes a low frequency pulse over the normal pulse. This results in a quality of seam which is comparable to that of a TIG weld, and ensures that the seam is of flawless appearance.



	TPS 4000	TPS 4000 MV	TPS 5000	TPS 5000 MW
Dimensions (HxWxLmm)	475x290x625	475x290x625	475x290x625	475x290x625
Weight	35.2 kg	35.2 kg	35.6 kg	35.6 kg
Mains Frequency	50-60Hz	50-60Hz	50-60Hz	50-60Hz
Mains Fuse	35A	63A/35A	35A	63A/35A
Protection Class	IP23	IP23	IP23	IP23
Open-circuit Voltage	70V	80V	70V	80V
Mains Voltage (+/-10%)	3 x 400V	3 x 200 - 240V / 3 x 380 - 460V	3 x 400V	3 x 200 - 240V / 3 x 380 - 460V
Operating Voltage	14.2 - 34V	14.2 - 34V	14.2 - 39V	14.2 - 39V
Welding Current / Duty Cycle (10min/40C)	320A / 100%	280A / 100%	360A / 100%	320A / 100%
	365A / 60%	365 A / 60%	450A / 60%	450A / 60%
	400A / 50%	400A / 50%	500A / 40%	500A / 40%
Min-max. Welding current	3A - 400A	3A - 400A	3A - 500A	3A - 500A

## TPS 2700 CMT / 3200 CMT / 4000 CMT / 5000 CMT

Patented Fronius Technology

99% Less Spatter | Ultra High Precision Process

CMT stands for Cold Metal Transfer. The wire movement is incorporated into the process control, where heat is inserted only very briefly. Metal transfer takes place with barely any flow of current. The result is spatter-free MIG/MAG welding and brazing of thin sheets (0.3 mm or thicker), MIG brazing of galvanised sheets and the joining of steel and aluminium.

### Recommended base materials

Constructional steels, Coated constructional steels, CrNi steels, Nickel-based materials, Aluminium materials, Special materials, Magnesium materials, Copper materials

### Processes

CMT brazing, CMT welding, MIG welding, MIG pulsed arc welding

## TIME 5000 DIGITAL

Up to 30% higher deposition rates on steels.

TIME 5000 Digital, a digitised high-performance welding process with all the associated benefits: 100 % reproducible welding results, modular system principle, digital microprocessor control and outstanding weld properties.

### Recommended base materials

Construction steels, Coated construction steels, Ferritic / austenitic CrNi steels, Duplex steels, Aluminium materials, Special materials, Nickel based materials

### Processes

MIG/MAG welding, MIG/MAG pulsed arc welding, MAG high-performance welding, MIG brazing, TIG-DC, Manual electrode (MMA) welding, Arc air gouging

	TIME 5000
Dimensions (HxWxLmm)	480x290x625
Weight	36 kg
Mains Frequency	50-60Hz
Mains Fuse	35A
Protection Class	IP23
Open-circuit Voltage	70V
Mains Voltage (+/-10%)	3 x 400V
Operating Voltage	28 - 48V
Welding Current / Duty Cycle (10min/40C)	360A / 100%
	450A / 60%
	500A / 40%
Min-max. Welding current	3A - 500A

## TPS Steel



/ The TPS Steel comes with special characteristics for the steel user segment that can be adjusted quickly and easily via the control panel. This fully digitised welding system makes for superlative welding properties, in every respect, and for results that are replicable any number of times. In either standard or pulsed-arc welding, the TPS Steel is a dependable partner in both manual and automated applications.

	TPS 3200	TPS 4000	TPS 5000
Dimensions (HxWxLmm)	475x290x625	475x290x625	475x290x625
Weight	35.2 kg	35.2 kg	35.6 kg
Mains Frequency	50-60Hz	50-60Hz	50-60Hz
Mains Fuse	35A	63A/35A	35A
Protection Class	IP23	IP23	IP23
Open-circuit Voltage	70V	80V	70V
Mains Voltage (+/-10%)	3 x 400V	3 x 200 - 240V / 3 x 380 - 460V	3 x 400V
Operating Voltage	14.2 - 34V	14.2 - 34V	14.2 - 39V
Welding Current / Duty Cycle (10min/40C)	320A / 100%	280A / 100%	360A / 100%
	365A / 60%	365 A / 60%	450A / 60%
	400A / 50%	400A / 50%	500A / 40%
Min-max. Welding current	3A - 400A	3A - 400A	3A - 500A

## Wire feed units for VR4000 / VR5000 / VR7000



VR 4000-22/-30



VR 7000-22/-11/-30



VR 5000



VR 5000 Yard

## Remote control units for digital machines



TR 1000



TR 1100



TR 1200



TR 1300



TR 1600



TR 2000



TR 2100



TR 2200 F

Standard Features - S / Options •	Display remote control TR1000 with cable 5m	Remote control TR 1100 with cable 4,5m	Remote control TR 1200 Universal with cable 5m	Remote control TR 1300 Universal with cable 5m	Remote control TR 1600 Universal with cable 5m	Remote control TR 2000 with cable 5m	Remote control TR 2100 TIME with cable 5m	Remote control pedal operated TR 2200 F with cable 5m
I-kit magnet for RC						•	•	
I-kit mounting RCU5000i								
Adjustable parameter								
Welding current	S	S	S	S	S	S	S	S
MMA arc force						S		
Hotstart								
Welding power								
Wire feed speed	S	S				S	S	
Welding voltage						S	S	
Arc length	S	S				S	S	
Globule shedding								
MIG arc force								
Puls / Standard								
Puls / Standard / Manual								
Job recall	S	S						
Job creation								

## Remote control units continued



TR 2200-FM



TR 3000



TR 4000



TR 4000 C



RCU 4000



RCU 5000i


### Standard Features - S / Options •

	Remote control pedal operated TR 2200-FM Universal with cable 5m	Remote control electrode TR 3000 with cable 5m	Universal operation TR 4000 with cable 5m	Extra-convenient TR4000 C operated with cable/5m	RCU 4000 remote control	Remote control RCU 5000i Universal SD
I-kit magnet for RC			•	•		
I-kit mounting RCU5000i						•
Adjustable parameter						
Welding current	S	S	S	S	S	S
MMA arc force		S	S	S	S	S
Hotstart			S	S	S	S
Welding power			S	S	S	S
Wire feed speed			S	S	S	S
Welding voltage			S	S	S	S
arc length			S	S	S	S
Globule shedding			S	S	S	S
MIG arc force			S	S	S	S
Puls / Standard				S	S	S

## Cooling Units MIG/MAG



FK 3000R



FK 4000  
FK 4000 R  
FK 4000 R FC  
FK 4000 ROB



FK 5000



FK 6000



FK 9000 R

	FK 3000-R	FK 4000	FK 4000 R
Dimensions (HxWxLmm)	480x240x215	250x290x700	250x290x700
Weight	11 kg	14.5 kg	13.8 kg
Max throughput	3l/min	1.6l/min	3.5l/min
Max pump pressure	4.3 bar	4.5 bar	4 bar
Cooling capacity (40°C) Q=1l/min	315W	700W	870W
Cooling capacity (25°C) Q=1l/min	505W	1120W	1360W
Max lift of the pump	30000mm	5000mm	30000mm
Coolant volume	5.5l	5.5l	5.5l
Mains Frequency	50-60Hz	50Hz	50-60Hz
Mains voltage [+/-10%]	230V	230 / 400V	400V
Protection class	IP23	IP23	IP23

	FK 5000	FK 6000	FK 9000 R
Dimensions (HxWxLmm)	230x300x710	475x290x700	475x290x700
Weight	9 kg	22 kg	28 kg
Max throughput	3.5l/min	3.5l/min	5l/min
Max pump pressure	4.2 bar	4.2 bar	6 bar
Cooling capacity (40°C) Q=1l/min	800W	1120W	1100W
Cooling capacity (25°C) Q=1l/min	1000W	1770W	1700W
Max lift of the pump	35000mm	30000mm	45000mm
Coolant volume	6l	9l	9l
Mains Frequency	50-60Hz	50-60Hz	50-60Hz
Mains voltage [+/-10%]	400V	230 V	230 / 400V
Protection class	IP23	IP23	IP23

There are many options available for this product. Please call one of our sales representatives for more details on 01908 512 300.

## AL2300 / 3000 / 4000 / 5000 Standard, Up/Down, JobMaster

	AL2300	AL3000	AL4000
Weight	0.95 kg	1.1 kg	1.35 kg
Wire Ø	0.6 - 1mm	0.8 - 1.2mm	1 - 1.6mm
Welding duration current (ArCO <sub>2</sub> )	120A	150A	220A
Welding current/Duty cycle [ArCO <sub>2</sub> ]	200A / 40%	250A / 40%	350A / 40%
Welding duration current (CO <sub>2</sub> )	150A	190A	250A
Welding current/Duty cycle [CO <sub>2</sub> ]	230A / 40%	300A / 40%	400A / 40%

	AL5000	AL2300 JM	AL3000 JM	AL4000 JM
Weight	1.8 kg	1.05 kg	1.2 kg	1.45 kg
Wire Ø	1 - 1.6mm	0.6 - 1mm	0.8 - 1.2mm	1 - 1.6mm
Welding duration current (ArCO <sub>2</sub> )	250A	120A	150A	220A
Welding current/Duty cycle [ArCO <sub>2</sub> ]	400A / 40%	200A / 40%	250A / 40%	350A / 40%
Welding duration current (CO <sub>2</sub> )	320A	150A	190A	250A
Welding current/Duty cycle (CO <sub>2</sub> )	500A / 40%	230A / 40%	300A / 40%	400A / 40%

### Processes

MIG/MAG welding  
MIG brazing

### Recommended base materials

Constructional steels  
Coated constructional steels  
Ferritic / austenitic CrNi steels  
Aluminium materials  
Magnesium materials

### Standard Equipment

Steel inner liner for steel wire  
Torch body 45°C (AL5000 - 30°C)  
Spatter protection, with high thermal stability  
Contact tube, CuCrZr alloy  
Coaxial cable  
Rubber anti-kink feature at machine and torch end



### Standard Equipment - Jobmaster only

Integrated remote control  
Frequency parameter recall  
Parameter correction mode  
Recall function for operating points and jobs  
Digital parameter display

# AW2500 / 4000 / 5000 / 7000 Standard, Up/Down, JobMaster

## Processes

MIG/MAG welding  
MIG/MAG pulsed arc welding  
MIG brazing

## Recommended base materials

Constructional steels  
Coated constructional steels  
Ferritic / ausenitic CrNi steels  
Duplex steels  
Nickel based materials  
Aluminium materials  
Magnesium materials  
Copper materials



	AW2500	AW4000	AW5000	AW7000
Weight	1.1 kg	1.2 kg	1.4 kg	1.65 kg
Wire Ø	0.6 - 1.2mm	0.8 - 1.2mm	1 - 1.6mm	1 - 1.6mm
Welding duration current (ArCO2)	220A	350A	400A	550A
Welding duration current (CO2)	250A	400A	500A	700A

	AW2500 JM	AW4000 JM	AW 5000 JM	AW7000 JM
Weight	1.15 kg	1.25 kg	1.45 kg	1.7 kg
Wire Ø	0.6 - 1.2mm	0.8 - 1.2mm	1 - 1.6mm	1 - 1.6mm
Welding duration current (ArCO2)	220A	350A	400A	550A
Welding duratin current (CO2)	250A	400A	500A	700A

## Multilock-System

### Standard Equipment

Torch body:  
Spatter protection with high thermal stability  
Forced contacting arrangement for welding wire  
Torch neck rotates through 360°

### Hose pack:

Steel inner liner for steel wire  
Swivel mounted protective hose  
Coaxial cable at gas cooled welding torch  
Rubber anti-kink feature at machine and torch end



## Recommended base materials

Constructional steels  
Coated constructional steels  
Ferritic / austenitic CrNi steels  
Duplex-steel  
Nickel-based materials  
Aluminium materials  
Magnesium materials  
Copper materials

## Processes

MIG/MAG welding  
MIG/MAG pulsed arc welding with water-cooled torches  
MIG brazing

	Weight	Wire Ø	Welding duration current (ArCO2)	Welding duration current (CO2)	Welding current / Duty cycle [ArCO2]	Welding current / Duty cycle [CO2]
Multilock AL2300/AW2500	0.295 kg	0.6 - 1mm Gas / 0.6-1.2mm Water	120A Gas / 220A Water	150A Gas / 250A Water	200A / 40% Gas	230A / 40% Gas
Multilock AL3000/AW4000	0.35 kg	0.8 - 1.2mm	150A Gas / 350A Water	190A Gas / 400A Water	250A / 40% Gas	300A / 40% Gas
Multilock AL4000/AW5000	0.435 kg	1 - 1.6mm	220A Gas / 400A Water	250A Gas / 500A Water	350A / 40% Gas	400A / 40% Gas
Multilock AW7000	0.39 kg	1 - 1.6mm	550A	700A		
Multilock AW332 30°	0.26 kg	0.8 - 1.2mm	150A	190A	200A / 60%	250A / 60%
Multilock AW335	0.39 kg	0.8 - 1.2mm	150A	190A	200A / 60%	250A / 60%
Multilock G	1.05 kg	0.6 - 1.6mm	220A	250A	350A / 40%	400A / 40%
Multilock W	1.2 kg	0.8 - 1.6mm	400A	500A		
Multilock AL2000 flex neck	0.35 kg	0.8 - 1.2mm	150A	150A	200A / 40%	200A / 40%

## Time / Time Multilock / AW5000 Time / AW7000 Time



## Processes

MIG/MAG welding, MIG/MAG pulsed arc welding, MIG/MAG high performance welding, MIG brazing

## Recommended base materials

Constructional steels  
Coated constructional steels  
Ferritic / austenitic CrNi steels  
Duplex-steels  
Nickel-based materials  
Aluminium materials

	Time W/ F++/3.5m	Multilock Time W	Time 701 K4/W	AW5000 Time W	AW7000 Time W
Weight	1.8 kg	1.6 kg	1.7 kg	1.5 kg	1.7 kg
Wire Ø	1 - 1.6mm	1 - 1.6mm	1 - 1.6mm	1 - 1.6mm	1 - 1.6mm
Welding duration current (ArCO2)	700A	700A	700A	400A	700A



## PullMig CMT hose pack

### Processes

CMT brazing, CMT welding, CMT pulsed arc welding, MIG/MAG welding, MIG brazing

### Recommended base materials

Constructional steels, Coated constructional steels, Ferritic / austenitic CrNi steels, Duplex-steels, Nickel-based materials, Aluminium materials, Special materials, Magnesium materials, Copper materials



	PullMig CMT W	PullMig CMT G
Weight	2 kg	2 kg
Wire Ø	0.8 - 1.2mm	0.8 - 1.2mmmm
Welding duration current (ArCO2)	360A [CMT 210A]	120A
Welding current/Duty cycle [ArCO2]	500A / 40%	210A / 40% [CMT 210A / 30% ; Pulse 160A / 40%]
Welding duration current (CO2)	360A [CMT 210A]	120A
Welding current/Duty cycle [CO2]	500A / 40%	210A / 40% [CMT 210A / 30%]

## PullMig hose packs / PullMig JobMaster hose packs



### Processes

MIG/MAG welding, MIG/MAG pulsed arc welding with water cooled torches, MIG brazing

### Recommended base materials

Constructional steels, Coated constructional steels, Ferritic / austenitic CrNi steels, Duplex-steels, Nickel-based materials, Aluminium materials, Magnesium materials, Copper materials

	Weight	Wire Ø	Welding duration current (ArCO2)	Welding current / Duty cycle [ArCO2]	Welding duration current (CO2)	Welding current / Duty cycle [CO2]
AL2300	0.95 kg	0.6 - 1mm	120A	200A / 40%	150A	230A / 40%
AL3000	1.1 kg	0.8 - 1.2mm	150A	250A / 40%	190A	300A / 40%
AL4000	1.35 kg	1 - 1.6mm	220A	350A / 40%	250A	400A / 40%
PullMig G	2.25 kg	0.8 - 1.6mm	170A	280A / 40%	210A	330A / 40%
AW2500	1.1 kg	0.6 - 1.2mm	220A		250A	
AW4000	1.2 kg	0.8 - 1.2mm	350A		400A	
AW5000	1.4 kg	1 - 1.6mm	400A		500A	
AW7000	1.65 kg	1 - 1.6mm	550A		700A	
Multilock AW332	0.26 kg	0.8 - 1.2mm	150A	200A / 60%	190A	250A / 60%
Multilock AW335	0.39 kg	0.8 - 1.2mm	150A	200A / 60%	190A	250A / 60%
Time701 K4/W	1.5 kg	1 - 1.6mm	700A			
PullMig W	2.15kg	0.8 - 1.6mm	400A		500A	

## MTG3500 S / MTG5000 S / MTG5300 S

Standard, Up/Down (manual welding torch for TransSteel)



### Processes

MIG/MAG welding

### Recommended base materials

Steel

	MTG3500 S	MTG5000 S	MTG5300 S
Weight	1.2 kg	1.6 kg	1.8 kg
Wire Ø	0.8 - 1.2mm	1 - 1.6mm	1 - 1.6mm
Welding duration current (ArCO2)	180A	250A	360A
Welding duration current (CO2)	210A	310A	360A
Welding current/Duty cycle [ArCO2]	280A / 40%	400A / 40%	500A / 40%
Welding current/Duty cycle [CO2]	350A / 40%	500A / 40%	530A / 40%

## MTW3500 S / MTW5000 S Standard, Up/Down

(manual welding torch for TransSteel)

	MTW3500 S	MTW5000 S
Weight	1.4 kg	1.5 kg
Wire Ø	0.8 - 1.2mm	1 - 1.6mm
Welding duration current (ArCO2)	300A	400A
Welding current/Duty cycle [CO2]	350A	500A

### Processes

MIG/MAG welding

### Recommended base materials

Steel



## TIG

With Tungsten Inert Gas (TIG) welding, the arc burns between the workpiece and a non-consumable Tungsten electrode. An Argon shielding gas is normally used. TIG welding produces seams of the highest quality, with an excellent surface finish.



### TransTig 1750 Puls

The TransTig 1750 Puls is small, rugged and fully digitalised. Weighing only 9.1kg, this TIG-DC power source is ideal for portable use under tough site-erection conditions or out in the field. The microprocessor controls the welding power source, delivering results such as an extremely stable arc and reproducible welding properties.



	TransTig 1750 Puls G/F
Dimensions (HxWxLmm)	280x180x430
Weight	9.1 kg
Mains Frequency	50-60Hz
Mains Fuse	16A
Protection Class	IP23
Open-circuit Voltage	93V
Mains Voltage (+/-10%)	230V
Operating Voltage	10.1 - 16.8V
Welding Current / Duty Cycle (10min/40C)	120A / 100% 135A / 60% 170A / 35%
Min-max. Welding current	2A - 170A

#### Recommended base materials

Constructional steels  
Ferritic / austenitic CrNi steels  
Duplex-steels  
Nickel-based materials  
Special materials  
Copper materials

#### Processes

TIG - DC  
Manual electrode (MMA) welding

### TransTig 800 Job / 2200 / 2200 Job

The TransTig 800 and 2200 are both light and robust, self explanatory in operation and completely digitised.

	TransTig 800 Job G/F	TransTig 2200 G/F
Dimensions (HxWxLmm)	344x180x485	390x180x485
Weight	14.1 kg	16.8 kg
Mains Frequency	50-60Hz	50-60Hz
Mains Fuse	16A	16A
Protection Class	IP23	IP23
Mains Voltage (+/-10%)	230V	230V
Operating Voltage	10 - 13.2V	10.1 - 18.8V
Welding Current / Duty Cycle (10min/40C)	60A / 100% 80A / 60%	150A / 100% 180A / 60% 220A / 40%



#### Recommended base materials

Constructional steels, Ferritic / austenitic CrNi steels  
Duplex-steels, Nickel-based materials  
Special materials, Copper materials

#### Processes

TIG - DC  
Manual electrode (MMA) welding

### TransTig 2500 / 3000 / 2500 Job / 3000 Job 2500 Comfort / 3000 Comfort

Weighing just 24kg, the TransTig 2500 and 3000 are the lightest Tig power sources with a 3-phase power supply. They are extremely easy to use, very intuitive in their operation, very robust, powerful and completely digitised.



	TransTig 2500 G/F	TransTig 3000 Job G/F
Dimensions (HxWxLmm)	435x250x560	435x250x560
Weight	24.2 kg	24.2 kg
Mains Frequency	50 - 60Hz	50-60Hz
Mains Fuse	16A	16A
Open Circuit Voltage	85V	81V
Mains Voltage (+/-10%)	3 x 400V	3 x 400V
Operating Voltage	10.1 - 20V	10.1 - 20V
Welding Current / Duty Cycle (10min/40C)	210A / 100% 240A / 60% 250A / 50%	240A / 100% 300A / 50% 300A / 45%

#### Recommended base materials

Constructional steels, Ferritic / austenitic CrNi steels  
Duplex steels, Nickel based materials  
Special materials, Magnesium materials  
Copper materials

#### Processes

TIG - DC  
Manual electrode (MMA) welding

## TransTig 4000 / 5000 / 4000 Job / 5000 Job 4000 Comfort

These power sources can be used in many different fields: chemical, container, machine and plant construction, pipeline construction, automotive and tracked vehicle manufacturing, the aerospace industry and shipbuilding as well as by all types of installation, maintenance and repair companies.

### Recommended base materials

Constructional steels, Ferritic / austenitic CrNi steels, Duplex-steels, Nickel-based materials, Special materials, Copper materials

### Processes

TIG - DC  
Manual electrode (MMA) welding



	TransTig 4000 G/F	TransTig 4000 Job G/F MV	TransTig 5000 Job G/F	TransTig 5000 Job G/F MV
Dimensions (HxWxLmm)	475x290x625	475x290x625	475x290x625	475x290x625
Weight	39.8 kg	39.8 kg	39.7 kg	39.7 kg
Mains Frequency	50 - 60Hz	50 - 60Hz	50 - 60Hz	50 - 60Hz
Mains Fuse	35A	63A / 35A	35A	63A / 35A
Protection Class	IP23	IP23	IP23	IP23
Open-circuit Voltage	86V	86V	86V	86V
Mains Voltage (+/-10%)	3 x 400V	3 x 200 - 240V / 3 x 380 - 460V	3 x 400V	3 x 200 - 240V / 3 x 380 - 460V
Operating Voltage	10.1 - 51V	10.1 - 51V	10.1 - 46V	10.1 - 47V
Welding Current / Duty Cycle (10min/40C)	310A / 100% 365A / 60% 400A / 45%	300A / 100% 360A / 60% 400A / 45%	350A / 100% 450A / 60% 500A / 40%	350A / 100% 440A / 60% 500A / 40%
Min-max. Welding current	3A - 400A	3A - 400A	3A - 500A	3A - 400A

## MagicWave 1700 / 2200 / 1700 Job / 2200 Job



Fully digitally controlled TIG AC/DC power source with ActiveWave technology, and is characterised by the softest possible, yet highly stable arc. The source is both light and robust and self-explanatory in operation.

The power source is ideally suited to portable use in chemical, container, machine and plant construction, installation firms, metal construction, maintenance and repair companies, and for pipeline construction.

### Processes

TIG - DC  
Manual electrode (MMA) welding  
TIG - AC/DC

### Recommended base materials

Constructional steels  
Ferritic / austenitic CrNi steels  
Duplex-steels  
Nickel-based materials  
Special materials  
Copper materials

	MagicWave 1700 G/F	MagicWave 2200 Job G/F
Dimensions (HxWxLmm)	344x180x485	390x180x485
Weight	15 kg	17.4 kg
Mains Frequency	50 - 60Hz	50 - 60Hz
Mains Fuse	16A	16A
Protection Class	IP23	IP23
Open-circuit Voltage	88V	88V
Mains Voltage (+/-10%)	230V	230V
Operating Voltage	10.1 - 26V	10.1 - 24V
Welding Current / Duty Cycle (10min/40C)	100A / 100% 130A / 60% 170A / 35%	150A / 100% 170A / 60% 220A / 35%
Min-max. Welding current	3A - 170A	3A - 220A

## MagicWave 2500 / 3000 / 2500 Job / 3000 Job 2500 Comfort / 3000 Comfort



The MagicWave 2500 and 3000 are fully digitally controlled TIG-AC/DC power sources with ActiveWave technology and are distinguished by significantly reduced noise levels, yet a highly stable arc.

	MagicWave 2500 G/F	M.W. 3000 Comfort G/F
Dimensions (HxWxLmm)	435x250x560	390x180x485
Weight	26.6 kg	28.1 kg
Mains Frequency	50 - 60Hz	50 - 60Hz
Mains Fuse	16A	16A
Protection Class	IP23	IP23
Open-circuit Voltage	89V	88V
Mains Voltage (+/-10%)	3 x 400V	3 x 400V
Operating Voltage	10.1 - 20V	10.1 - 22V
Welding Current / Duty Cycle (10min/40C)	180A / 100% 210A / 60% 250A / 40%	200A / 100% 250A / 60% 300A / 40%

### Processes

TIG - DC  
TIG - AC/DC  
Manual electrode (MMA) welding

### Recommended base materials

Constructional steels  
Ferritic / austenitic CrNi steels  
Duplex-steels  
Nickel-based materials  
Aluminium, aluminium alloyed materials  
Magnesium materials  
Copper materials  
Special materials

## MagicWave 4000 / 5000 / 4000 Job / 5000 Job 4000 Comfort

A fully digitally controlled TIG AC/DC power source with ActiveWave technology, characterised by the softest possible yet highly stable arc and which is both light and robust and easy to operate.



### Recommended base materials

Constructional steels  
Ferritic / austenitic CrNi-steels  
Duplex-steels  
Nickel-based materials  
Aluminium, aluminium alloyed materials  
Magnesium materials  
Copper materials  
Special materials

### Processes

TIG - DC, TIG - AC/DC,  
Manual electrode (MMA) welding

	MagicWave 4000 G/F	MagicWave 5000 Job G/F	M.V. 4000 Job G/F MV	MagicWave 5000 Job G/F
Dimensions (HxWxLmm)	705x290x625	705x290x625	705x290x625	705x290x625
Weight	58.2 kg	58.2 kg	58.2 kg	58.2 kg
Mains Frequency	50 - 60Hz	50 - 60Hz	50 - 60Hz	50 - 60Hz
Mains Fuse	35A	35A	63A / 35A	63A / 35A
Protection Class	IP23	IP23	IP23	IP23
Open-circuit Voltage	90V	90V	90V	90V
Mains Voltage (+/-10%)	3 x 400V	3 x 400	3 x 200 - 240V / 3 x 380 - 460V	3 x 200 - 240V / 3 x 380 - 460V
Operating Voltage	10.1 - 33V	10.1 - 33V	10.1 - 32V	10.1 - 30V
Welding Current / Duty Cycle (10min/40C)	310A / 100% 365A / 60% 400A / 45%	350A / 100% 440A / 60% 500A / 40%	300A / 100% 360A / 60% 400A / 45%	350A / 100% 440A / 60% 500A / 40%
Min - Max. Welding current	3A - 400A	3A - 500A	3A - 400A	3A - 500A

## TIG Welding Torches

Welding torches from Fronius offer the advanced technology and quality that let you concentrate on the job in hand, whatever it might be, rather than the equipment. All welding torches are designed to the last details to guarantee precise results and ease of use. Air or water-cooled. For manual and automated operations.

## TTG1200A / 1600A / 2200A / 2600A / PL10



### Processes

TIG - DC  
TIG - AC/DC

### Recommended base materials

Ferritic / austenitic CrNi-steels  
Aluminium materials  
Magnesium materials

### Standard equipment

Plug-on gas nozzle system, Torch body rotates through 90°, Easy-to-use rocker switch, Swivel-mounted protective hose, UV and ozone-resistant protective hose, Gas nozzle, Tungsten electrode, Torch cap long, Anti-kink feature at machine and torch end.

	TTG 1200A	TTG 1600A	TTG 2200A	TTG 2600A	PL10
Weight	0.6 kg	0.65 kg	0.96 kg	0.57 kg	0.55 kg
Welding current / Duty cycle (DC)	90A / 60%	120A / 60%	170A / 60%	200A / 60%	65A / 60%
Welding current / Duty cycle (AC)	85A / 35%	120A / 35%	180A / 35%	220A / 35%	60A / 40%
Welding current / Duty cycle (AC)	65A / 60%	90A / 60%	130A / 60%	170A / 60%	50A / 60%
Welding current / Duty cycle (DC)	120A / 35%	160A / 35%	220A / 35%	260A / 35%	80A / 40%
Diameter electrode	1 - 3.2 mm	1 - 3.2 mm	1 - 4 mm	1.6 - 6.4 mm	1 - 2.4 mm

## TTG1600A WKZ / 1600A-POT / 1600A S / 2200 S / 2200-TCS



	TTG 1600A WKZ	TTG 1600A-Pot	TTG 1600A	TTG 2200A	TTG 2200-TCS
Weight	0.35 kg	0.45 kg	2.36 kg	2.7 kg	0.57 kg
Welding current / Duty cycle (DC)	160A / 15%	160A / 15%	160A / 15%	220A / 15%	160A / 35%
Welding current / Duty cycle (DC)	90A / 60%	80A / 60%	80A / 60%	110A / 60%	120A / 60%
Diameter electrode	1 - 3.2 mm	1 - 3.2 mm	1 - 3.2 mm	1 - 4 mm	1 - 4 mm

## TTW2500A / 3000A / 4000A / 5000A /PW18



### Processes

TIG - DC  
TIG - AC/DC

### Recommended base materials

Ferritic / austenitic CrNi-steels  
Duplex-steels  
Nickel-based materials  
Aluminium materials  
Magnesium materials  
Copper materials

### Standard equipment

Plug-on gas nozzle system, Torch body rotates through 90°, Easy-to-use rocker switch, Swivel-mounted protective hose, UV and ozone-resistant protective hose, Gas nozzle, Tungsten electrode, Torch cap long, Anti-kink feature at machine and torch end.


	TTW 2500A	TTW 3000A	TTW 4000A	TTW 5000A	PW18
Weight	0.47 kg	0.75 kg	0.96 kg	0.985 kg	0.6 kg
Welding current / Duty cycle (DC)	200A / 60%	300A / 60%	400A / 60%	500A / 60%	180A / 60%
Welding current / Duty cycle (AC)	140A / 60%	250A / 60%	350A / 60%	400A / 60%	140A / 60%
Diameter electrode	1 - 3.2 mm	1 - 3.2 mm	1 - 4 mm	1.6 - 6.4 mm	1 - 2.4 mm

## TTW2500A WKZ / TTW3000P-KD internal / 4000A FumeEx / 4000A-KD internal / 5500P



	TTW2500A- WKZ	TTW3000 -KDJM	TTW4000A FumeEx	TTW4000A -KDJM	TTW5500P UD
Weight	0.39 kg	0.64 kg	1.01 kg	0.84 kg	0.98 kg
Welding current / Duty cycle (DC)	200A / 60%	300A / 60%	400A / 60%	400A / 60%	550A / 60%
Welding current / Duty cycle (AC)	140A / 60%	250A / 60%	350A / 60%	350A / 60%	440A / 60%
Diameter electrode	1.2 - 3.2 mm	1 - 3.2 mm	1 - 4 mm	1 - 4 mm	3.2 - 6.4 mm

## Cooling Units TIG



FK 2200  
FK 2200 FC



FK 2500 / FC FK 2500 MV FC  
FK 2500 Rob FK 2500 MV Rob  
FK 2500 MV



FK 4000 R  
FK 4000 R FC  
FK 4000 Rob



FK 9000 R

	FK 2200	FK 2500	FK 2500 MV	FK 4000 R	FK 9000 R
Dimensions (HxWxLmm)	180x180x510	225x240x625	225x240x625	250x290x700	475x290x700
Weight	6.6 kg	9 kg	11.6 kg	13.8 kg	28 kg
Max throughput	3l/min	3.5l/min	3.5l/min	3.5l/min	5l/min
Max pump pressure	4.3 bar	4 bar	4 bar	4 bar	6 bar
Cooling capacity (40°C) Q=1l/min	310W	500W	500W	870W	1100W
Cooling capacity (25°C) Q=1l/min	500W	800W	800W	1360W	1700W
Max lift of the pump	30000mm	30000mm	30000mm	30000mm	45000mm
Coolant volume	1.5l	4l	4l	5.5l	9l
Mains Frequency	50-60Hz	50-60Hz	50-60Hz	50-60Hz	50-60Hz
Mains voltage [+/-10%]	230V	400V	230 / 460V	400V	230 / 400V
Protection class	IP23	IP23	IP23	IP23	IP23

There are many options available for this product. Please call one of our sales representatives for more details on 01908 512 300.

### Water Chiller (variants available)

Quality intensification of the protection process. The constant cooling water temperature enables a higher degree of utilisation and reproducibility of your production equipment in combination with welding (plasma, high temp. welding).



### Standard Equipment

Waterlevel control outside  
Stainless steel coil evaporator  
High tech scroll compressor / low noise  
High efficiency air cooled condenser  
Digital thermostat hysteresis +/- 1.0K  
Refrigerent circuit with high pressure switch  
Operating temperature max. 42°C ambient  
Plastic water tank, Chiller IP 44  
Draining through water level control  
Environment friendly refrigerant R 407 c  
Internal by-pass for pump protection  
Non ferrous water circuit  
Water connection quick cuppling

## Remote Control Units For TIG DC / TIG AC/DC inverter power sources



TR 1000



TR 1100



TR 1300



TR 1600



TR 2000



TR 2200 F

Display remote control TR1000 with cable 5m Remote control TR 1100 with cable 4.5m	Remote control TR 1300 Universal with cable 5m	Remote control TR 1600 Universal with cable 5m	Remote control TR 2000 with cable 5m	Remote control pedal operated TR 2200-F with cable 5m. Remote control TR 1200 Universal with cable 5m
---	--	--	--------------------------------------	---

Power sources					
TT 1750 Puls		•		•	•
TT800 Job	•	•	•	•	•
MW 1700 / 1700 Job	•	•	•	•	•
TT/MW 2200	•	•	•	•	•
TT/MW 2200 Job	•	•	•	•	•
TT/MW 2500 / 3000	•	•	•	•	•
TT/MW 2500 / 3000 Job / Comfort	•	•	•	•	•
TT/MW 4000 / 5000	•	•	•	•	•
TT/MW 4000 Job / 5000 Job	•	•	•	•	•
<b>Options</b>					
Equipment					
Welding current	X	X	X	X	X
MMA arc force		E		E	
Hotstart					
Polarity reversal					
Puls / Standard					
Puls Duty-Cycle					
Pulsing frequency range					
Spot welding time					
AC-balance					
AC-frequency					
Magnetic holder			X	O	
Display	X				
I2		W		W	
Job recall	X				
Switch of TIG/E mode					
E = Mode: Electrode					
W = Mode: TIG					
X = Mode: TIG/Electrode					
O = Option					

## Remote Control Units continued



TR 2200 FM  
TR 52 MC



TR 1200



TR 3000



TR 4000



RCU 2000

Remote control pedal operated TR 2200FM Universal with cable 5m	Remote control electrode TR 3000 with cable 5m	Universal operation TR 4000 with cable 5m	Remote control RCU 2000 TIG with cable 5m
---	--	---	---

Power sources				
TT 1750 Puls	•			
TT800 Job	•	•	•	•
MW 1700 / 1700 Job	•	•	•	•
TT/MW 2200	•	•	•	•
TT/MW 2200 Job	•	•	•	•
TT/MW 2500 / 3000	•	•	•	•
TT/MW 2500 / 3000 Job / Comfort	•	•	•	•
TT/MW 4000 / 5000	•	•	•	•
TT/MW 4000 Job / 5000 Job	•	•	•	•
<b>Options</b>				
Welding current	X	X	X	X
MMA arc force		E	E	E
Hotstart			E	E
Polarity reversal		E		X
Puls / Standard				X
Puls Duty-Cycle				X
Pulsing frequency range				X
Spot welding time				X
AC-balance			W	X
AC-frequency			W	X
Magnetic holder		X	O	
Display		X	X	X
I2				W
Job recall				X
Switch of TIG/E mode		X		X
E = Mode: Electrode				
W = Mode: TIG				
X = Mode: TIG/Electrode				
O = Option				

## Coldwire



KD 4000



KD 7000



KD 1500



KD 1500 PAP

There are many options available for cold wire, wire feed hoses and wire coil mountings. Call us to find out more on 01908 512 300.

	KD 4000 D-11 wire feeder(0.1-11.0m/min)	KD 7000 D-11 wire feeder(0.1-11.0m/min)	KD 1500 D-11 wire feeder(0.1-11.0m/min)
<b>Power sources</b>			
TT 2500/3000 Job / Comfort	•	•	•
TT 4000/5000/4000 Job / 5000 Job	•	•	•
MW 2200 Job	•	•	•
MW 2500/3000 Job / Comfort	•	•	•
MW 4000 Job / 5000 Job	•	•	•
<b>Options</b>			
I-kit KD Drive		•	•
I-kit digital gas sensor		•	•
I-kit digital gassensor gas 10			•
I-kit wire end VR 4000	•		
I-kit wire end VR 7000		•	
I-kit wire end socket (Attention: only factory-installation)	•	•	•



## Manual Metal Arc

A common welding method for rust-, acid- and heatproof steel is arc welding with a consumable coated electrode. It takes place by hand and is suitable for plate thicknesses of 1mm and above.

## TransPocket 1500 / 1500 RC / 1500 TIG



### Recommended base materials

Constructional steels, Ferritic / austenitic CrNi steels, Duplex-steels, Aluminium materials

### Processes

TIG - DC, Manual electrode (MMA) welding, Cel-compatible

	TransPocket 1500
Dimensions (HxWxLmm)	200 x 110 x 315
Weight	4.7 kg
Mains Frequency	50 - 60Hz
Mains Fuse	16A
Protection Class	IP23
Open-circuit Voltage	92V
Mains Voltage (+/-10%)	230V
Operating Voltage	20.4 - 25.6V
Welding Current / Duty Cycle (10min/40C)	80A / 100%
Welding Current / Duty Cycle (10min/40C)	140A / 30%
Min - Max. Welding current	10A - 150A

Also available: Transpocket 1500 / 1500 RC / 1500 TIG Set including earth cable 16mm<sup>2</sup>, manual electrode, hand shield, slag hammer/wire brush and welding gloves with case (set differs slightly for each product).

## Transpocket 2500 / 3500

### Recommended base materials

Constructional steels  
 Ferritic / austenitic CrNi steels,  
 Duplex-steels  
 Aluminium materials

### Processes

TIG - DC  
 Manual electrode (MMA) welding  
 Cel-capable



	TransPocket 2500	TransPocket 2500 MVm	TransPocket 3500	TransPocket 3500 MVm
Dimensions (HxWxLmm)	320x180x430	320x180x430	390x190x490	390x190x490
Weight	12.5 kg	13.5 kg	20 kg	21 kg
Mains Frequency	50 - 60Hz	50 - 60Hz	50 - 60Hz	50 - 60Hz
Mains Fuse	16A	16A / 20A	25A	25A / 40A
Protection Class	IP23	IP23	IP23	IP23
Open-circuit Voltage	88V	88V	89V	89V
Mains Voltage (+/-10%)	3 x 380 - 460V	3 x 380 - 460V / 3 x 200 - 240V	3 x 380 - 460V	3 x 380 - 460V / 3 x 200 - 240V
Welding Current / Duty Cycle (10min/40C)	175A / 100%	175A / 100%	230A / 100%	230A / 100%
Welding Current / Duty Cycle (10min/40C)	200A / 60%	200A / 60%	280A / 60%	280A / 60%
Welding Current / Duty Cycle (10min.40C)	250A / 35%	250A / 35%	350A / 35%	350A / 35%
Min - Max. Welding current	15A - 250A	15A - 250A	10A - 350A	10A - 350A

## Transpocket 4000 Cel / 5000 Cel

### Recommended base materials

Constructional steels  
 Ferritic / austenitic CrNi steels,  
 Aluminium materials

### Processes

TIG - DC  
 Manual electrode (MMA) welding



	TransPocket 4000 Cel	TransPocket 4000 MV Cel	TransPocket 5000 Cel	TransPocket 5000 MV Cel
Dimensions (HxWxLmm)	475x290x625	475x290x625	475x290x625	475x290x625
Weight	36.1 kg	40 kg	37 kg	40.5 kg
Mains Frequency	50 - 60Hz	50 - 60Hz	50 - 60Hz	50 - 60Hz
Mains Fuse	35A	63A / 35A	35A	63A / 35A
Protection Class	IP23	IP23	IP23	IP23
Open-circuit Voltage	95V	95V	95V	95V
Mains Voltage (+/-10%)	3 x 400V	3 x 200 - 240V / 3 x 380 - 460V	3 x 400V	3 x 200 - 240V / 3 x 380 - 460V
Welding Current / Duty Cycle (10min/40C)	320A / 100%	320A / 100%	360A / 100%	340A / 100%
Welding Current / Duty Cycle (10min/40C)	360A / 60%	320A / 60%	415A / 60%	415A / 60%
Welding Current / Duty Cycle (10min.40C)	380A / 40%	380A / 40%	480A / 40%	480A / 40%
Max. Welding current	10A - 380A	10A - 380A	10A - 480A	10A - 480A

## Remote Control Units for MMA inverter power sources



FR1-1



FR3-1



TP08



TP09



TR1500



TR1500-F



TR1600



TR2000



TR1000



TR1100



TR1200



TR1300



TR2200-F



TR2200-FM



TR3000



TR4000



## Remote Control Units Continued

Power sources		Remote control FR1-1 electrode	Remote control FR3-1 electrode	Remote control electrode TP 08	Display remote control TR1000 with cable 5m	Remote control TR 1200 Universal with cable 5m	Remote control TR 1300 Universal with cable 5m	Remote control electrode TR 1500	Remote control pedal-operated TR1500-F	Remote control TR 1600 Universal with cable 5m	Remote control TR 2000 with cable 5m	Remote control pedal operated TR 2200-F with cable 5m	Remote control electrode TR 3000 with cable 5m	Universal operation TR 4000 with cable 5m	Remote control TR1500 H Electrode with cable 5m	Remote control TP09 Electrode
WTU 307/457/657	TP 1500RC / 1500TiG															
	TP 2500TiG / 2500C / 2500RC															
	TP 3500TiG / 3500C / 3500 RC															
	TP 4000Cell / 5000Cell															
<b>Options</b>																
I-kit magnet for RC																
<b>Equipment</b>																
Welding current		S	S	S	S	S	S	S	S	S	S	S	S	S	S	S
MMA arc force																
Hotstart																
Welding current regulated																
Magnetic holder			S													
Display amperage - comm. Value				S												
Voltage display				S												
Holddisplay																
Function selection switch																
Polarity display																
S = Standard equipment																
O = Option																



### PLASMA WELDING

In plasma welding, the arc is constricted by a cooled gas nozzle. The powerfully bunched arc that results does away with the need for time-consuming weld preparation work, saving as much as 30% of the filler metal. Also, being enveloped in plasma gas, the tungsten electrode has a much longer service life.

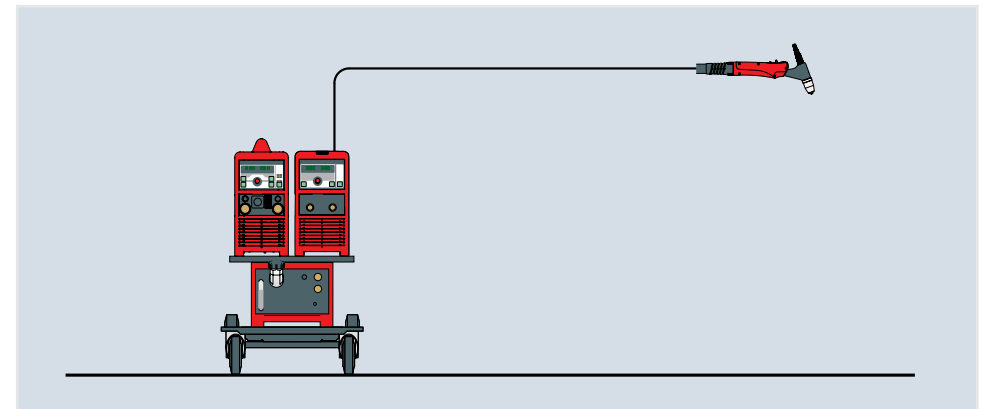
## Softplasma and MicroPlasma welding TT800/2200 manual

### Standard equipment

Gas check button  
Stepless adjustable pilot current (acc. to type of torch)  
Digital indication of amps of pilot current  
Digital indication of plasma gas quantity  
Touchless ignition of pilot arc  
Preselection of addressing (internal/external)  
Mountable on carriage

### Recommended base materials

Stainless steel  
Constructional steel  
Nickel-based materials  
Aluminium materials  
Titanium  
Copper materials



## Softplasma and MicroPlasma welding TT800/2200 manual continued

	Plasma Module 10
Dimensions (HxWxLmm)	344x180x505
Weight	14.2 kg
Mains Frequency	50 - 60Hz
Mains Fuse	16A
Protection Class	IP23
Open-circuit Voltage	88V
Mains Voltage (+/-10%)	230V
Operating Voltage	10 - 16V
Test Mark	CE
Technology	Inverter

### Processes

SoftPlasma  
PlasmaKeyhole  
Plasma brazing (DC mode)

### Options

Robot interface  
Plasma torch  
Hot wire  
Coldwire feeder unit  
Push Pull system (not for manual welding)  
Water recoler

## Plasma manual welding torch PTW 500 / PTW 1500



### Processes

Plasma DC negative pole

### Recommended base materials

Ferritic / austenitic CrNi steels  
Duplex-steels  
Nickel-based materials  
Aluminium materials  
Titanium, Tantalum, Zirconium

### Standard equipment

Swivel-mounted protective hose  
UV- and ozone-resistant protective hose  
Flexible leather protection hose 0.7m  
Anti-kink feature at machine and torch end  
Easy-to-use rocker switch

### Options

Fabric-reinforced protection hose  
KD-feeding external  
Special lengths of hose pack up to 0.8m

	PTW 500 F++/FG/UD/4m	PTW 1500 F++/FG/UD/4m
Weight	2.78 kg	1 kg
Diameter range	0.6 - 1.6mm	1 - 3mm
Max. welding current	50A / 60%	150A / 60%

## Welding Protective Equipment

Fronius offer a wide range of protection equipment, protective clothing and safety boots. Call us on 01908 512 300 or for a full listing visit [www.fronius.co.uk](http://www.fronius.co.uk)



Vizor 3000



Fazor 1000



Head shield



Welding place equipment



Welding Gloves





## **WE HAVE THREE DIVISIONS AND ONE PASSION: SHIFTING THE LIMITS.**

/ What Günter Fronius started in 1945 in Pettenbach, Austria, has now become a modern day success story. Today, the company has around 3,000 employees worldwide and owns more than 850 active patents. Since the very beginning, our goal has not changed: to be the technology and quality leader. We shift the limits of what's possible. While others progress step by step, we innovate in leaps and bounds.

### **BATTERY CHARGING SYSTEMS**

/ We started a technological revolution with Active Inverter Technology and are now one of the leading suppliers in Europe. We are driven by the aim of providing intelligent energy management systems that ensure mobility stays as economically viable as possible in the twenty-first century.

### **WELDING TECHNOLOGY**

/ We develop welding technologies, such as entire systems for arc and resistance spot welding, and have set ourselves the task of making impossible weld joints possible. Our aim is to decode the »arc welding's DNA«. We are the technology leader worldwide and the market leader in Europe.

### **SOLAR ELECTRONICS**

/ The greatest challenge of our time is to make the leap to a regenerative energy supply. Our vision is to use renewable energy to achieve energy independence. With our mains-connected inverters and products for monitoring photovoltaic systems, we are now one of the leading suppliers in solar electronics.

002 200 12 001

Further information about all Fronius products and our global sales partners and representatives can be found at [www.fronius.com](http://www.fronius.com)

Fronius UK Ltd.  
Maidstone Road  
Kingston  
Milton Keynes, MK10 0BD  
Tel: +44 1908 512 300  
Fax: +44 1908 512 329  
[sales.uk@fronius.com](mailto:sales.uk@fronius.com)  
[www.fronius.co.uk](http://www.fronius.co.uk)